

CAT:	FEET:
TYPE:	PROJECT:



A patented, ADA compliant, co-extruded bullnose step light with contrasting stripe or 100 % black.

Feature

- Fiber Step Titanium Plus Light Step is an illuminated, pliable bullnose designed for secure foot placement 3' - 12' lengths with a reflective edge for delineation and patrons' safety.
- A Fiber Optic top and LED bottom row is recommended for 90° indoor steps more than 4' in length.
- Pre-cut and assembled according to specification.
- Optional illuminated row indicator is available.
- Matching field-cuttable wireway with contrasting grey stripe is available in 8' lengths.
- Soft-molded end caps complete the integrated system.
- Individually replaceable bottom row LED PCBs easily snap into Titanium modules for easy and economical maintenance.

Mounting

Easy glue and screw down installation with recommended construction adhesives.

Applications

Required for 90° indoor steps.

Available in custom lengths up to 12 feet.

Warranty

5 years



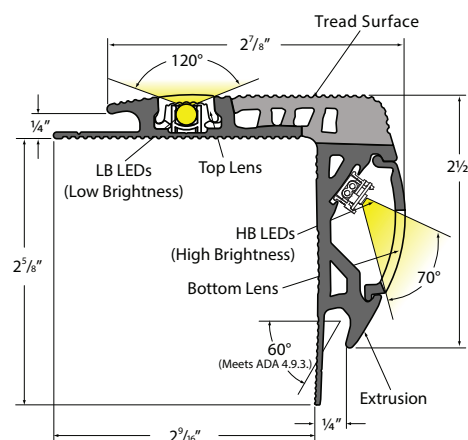
Technical Information

Fiber LED Step Illuminator (Top Row)				
Lumens/ft (per 2 LEDs)	0.384			

LED Spacing O.C. Illuminator (Bottom Row)	4"	6"	9"	12"
Lumens/ft	16.2	10.4	6.4	4.4
Watts/ft	0.65	0.44	0.28	0.22
Lumen/watt	25			
CRI	>80/TYP83			
Kelvin Temp	1900K, 2700K, 3000K, 3500K, 4000K, (+/- 80K) 3SDCM, Amber, Red, Blue			
Rated Life	75,000 hrs.			
*Max Ordering Length	12'			
Order Increments	.5'			
Operating Voltage	12V DC			
Power Supply	Class 2			
Dimmable	Yes			

*Available in .5/ft. increments up to 12'. Specify when ordering.

Profile Dimensions



Recommended Power Supplies

ADUL - NON DIMMING

DESCRIPTION	CAT NO	APPLICATION	PRIMARY VOLTAGE	SECONDARY VOLTAGE	CIRCUIT BREAKERS	MAX LOAD	CIRCUIT CAPACITY
ADUL Series Class 2 Transformer	ADUL-80-1-5-12-D	Indoor / Damp	100-277V AC 50/60 HZ	12V DC	1	60W	5A
	ADUL-150-2-5-12-D				2	2x60W	2x5A
	ADUL-240-3-5-12-D				3	3x60W	3x5A
	ADUL-320-4-5-12-D				4	4x60W	4x5A

ADUL - 0-10V DIMMING

DESCRIPTION	CAT NO	APPLICATION	PRIMARY VOLTAGE	SECONDARY VOLTAGE	CIRCUIT BREAKERS	MAX LOAD	CIRCUIT CAPACITY
ADUL Series Class 2 Transformer	ADUL-80-1-5-12-DOT	Indoor / Damp	100-277V AC 50/60 HZ	12V DC	1	60W	5A
	ADUL-150-2-5-12-DOT				2	2x60W	2x5A
	ADUL-240-3-5-12-DOT				3	3x60W	3x5A
	ADUL-320-4-5-12-DOT				4	4x60W	4x5A

ADUL - DMX SINGLE ADDRESS

DESCRIPTION	CAT NO	APPLICATION	PRIMARY VOLTAGE	SECONDARY VOLTAGE	CIRCUIT BREAKERS	MAX LOAD	CIRCUIT CAPACITY
ADUL Series Class 2 Transformer	ADUL-80-1-5-12-DIN	Indoor / Damp	100-277V AC 50/60 HZ	12V DC	1	60W	5A
	ADUL-150-2-5-12-DIN				2	2x60W	2x5A
	ADUL-240-3-5-12-DIN				3	3x60W	3x5A

ADUL - DMX MULTI ADDRESS

DESCRIPTION	CAT NO	APPLICATION	PRIMARY VOLTAGE	SECONDARY VOLTAGE	CIRCUIT BREAKERS	MAX LOAD	CIRCUIT CAPACITY
ADUL Series Class 2 Transformer	ADUL-150-2-5-12-DIN-2	Indoor / Damp	100-277V AC 50/60 HZ	12V DC	2	2x60W	2x5A
	ADUL-240-3-5-12-DIN-3				3	3x60W	3x5A
	ADUL-320-4-5-12-DIN-4				4	4x60W	4x5A

INFINITY - MLV / ELV / 0-10V / PWM / TRIAC

DESCRIPTION	CAT NO	APPLICATION	PRIMARY VOLTAGE	SECONDARY VOLTAGE	CIRCUIT BREAKERS	MAX LOAD	MIN LOAD	CIRCUIT CAPACITY
Infinity Series Class 2 Transformer	INF-J-30-1-2.5-12	Indoor / Outdoor	100 - 277V AC	12V DC	1	30W	3W	2.5A
	INF-J-60-1-5-12				1	60W	6W	5A
	INF-J-180-3-5-12				3	3x60W	3x6W	3x5A
	INF-J-300-5-5-12				5	5x60W	5x6W	5x5A

Recommended Dimmers

DIMMING - 0-10V

DESCRIPTION	CAT NO	APPLICATION	INPUT VOLTAGE	OUTPUT VOLTAGE	MAX LOAD
0-10V Dimmer	DIM-LD-010	Indoor	12V/24V DC	12V/24V DC	30 mA max. output (sink only)


DIMMING - MLV

DESCRIPTION	CAT NO	APPLICATION	INPUT VOLTAGE	OUTPUT VOLTAGE	MAX LOAD
MLV Dimmer	N-600	Indoor	120V AC	120V AC	450W
	N-1000				800W
	N-1500				1200W
	D-600				450W
	M-600				450W
	M-1000				800W

DIMMING - ELV

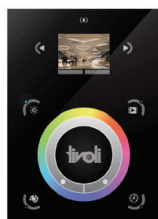
DESCRIPTION	CAT NO	APPLICATION	INPUT VOLTAGE	OUTPUT VOLTAGE	MAX LOAD
ELV Dimmer	ME-600	Indoor	120V AC	120V AC	450W
	DE-300				300W

In-Wall Controls



Touchscreen

TVOQ-1-WH
WH (White only)



Touchscreen

TVOQ-10-XX-7
XX = BK (Black), WH (White)



Touchscreen

TVOQ-2-BK
Black

Ordering Information

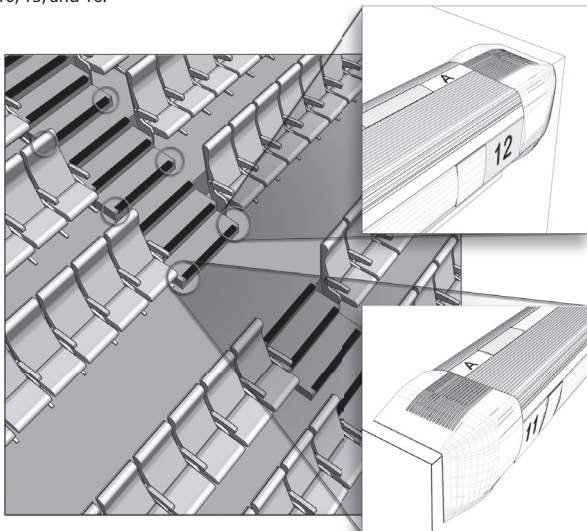
PRODUCT CODE	LED FIBER COLOR TOP ROW	LED SPACING BOTTOM ROW	LED COLOR BOTTOM ROW	END CAP LEFT	END CAP RIGHT	POWER FEED	BASE COLOR	*FIXTURE LENGTH
SFT								
SFT = Fiber Step Titanium	NL = No LED 19 = 1900K 27 = 2700K 30 = 3000K 35 = 3500K 40 = 4000K AM = Amber RD = Red BL = Blue	04 = 4" O.C. 06 = 6" O.C. 09 = 9" O.C. 12 = 12" O.C.	NL = No LED 19 = 1900K 27 = 2700K 30 = 3000K 35 = 3500K 40 = 4000K AM = Amber RD = Red BL = Blue	S = Carpet-to-Edge C = Carpet-to-Carpet N = No End Cap	S = Carpet-to-Edge C = Carpet-to-Carpet N = No End Cap	L = Left R = Right	B = Black T = Two Tone	3.0 = 3' 3.5 = 3.5' 4.0 = 4' 4.5 = 4.5' 5.0 = 5' 5.5 = 5.5' 6.0 = 6'

*Available in .5ft. increments up to 12'

Optional Row Indicator Information

*For ordering details see sample organizing chart below.

Figure (A) Example figure shows Row Indicators on middle staircase, steps 10, 13, and 16.



Character Designation

When selecting Row Indicators for your Fiber Step Titanium Plus + installation, here are some examples and guides to make your ordering process easier.

Within the figure (A) illustration we have offered an example spreadsheet to help organize your needs when designing row indicators into your venue. Your spreadsheet should reflect the call out and placement of each step by row and it's number that requires an indicator as shown in figure (A).

When looking at a seating layout from the stage or screen perspective, usually the first chair on the left side of the first row would be A1. In our illustration we have an orchestra pit section, so our Row A and seat 1 to 11 start on the isle. Seats A11 and A12 are separated by the middle staircase and reflect that design in the Row Indicators as shown.

With every venue, each auditorium has it own unique design parameters. To assist you, the Fiber Step Titanium row indicators offer THREE CHARACTER placements of any letter or number combination you desire. Defining those character call outs is as easy as listing them in a spreadsheet as shown in figure (B).

To help organize and clarify your need for row indicators, it is important to create a spread sheet that reflects the placement of row indicators in your working drawings or blueprints. Our figure (A) example shows the placement of row indicators on steps 10, 13 and 16 in the middle staircase.

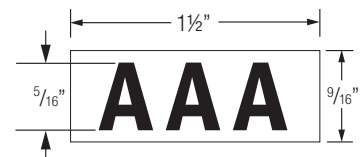
Figure (B)

SAMPLE ORGANIZING CHART							
PROJECT:			CUSTOMER:		INSTALLER:		
AUDITORIUM	STAIRCASE	STEP NUMBER	COLOR	UPPER LEFT	LOWER LEFT	UPPER RIGHT	LOWER RIGHT
3	MIDDLE	10	A	A	11	A	12
3	MIDDLE	13	A	B	11	B	12
3	MIDDLE	16	A	C	11	C	12

Row Indicator Ordering Information

PRODUCT CODE	OPTION	PLACEMENT	ROW INDICATOR POSITION
SFT	RI		
SFT = Fiber Step Titanium	RI = Row Indicator	BTH = Both LWR = Lower UPR = Upper	B = Both L = Left R = Right

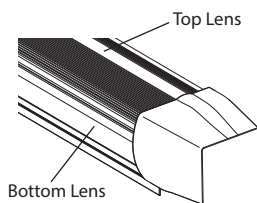
Upper



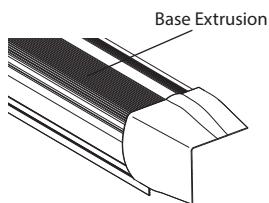
Lower



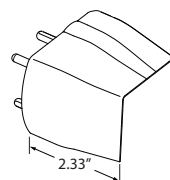
Replacement Parts



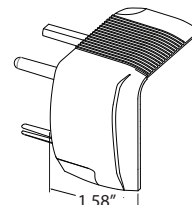
ST-LENS-CL-12
Clear top lens, 12'
ST-LENS-BZ-12
Bronze top lens, 12'
ST-LL-CL-12
Clear lower lens, 12'



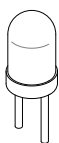
ST-B5-TT-12
Base Extrusion 12'; Tow Tone
ST-B5-BK-12
Base Extrusion 12'; All Black



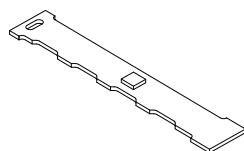
ST-EC-L
Left End Cap
ST-EC-R
Right End Cap



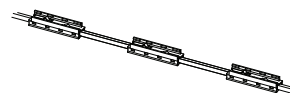
CARPET TO CARPET END CAP
ST-CC-EC-L
Left End Cap, Carpet-To-Carpet
ST-CC-EC-R
Right End Cap, Carpet-To-Carpet




**FIBER LED REPLACEMENT
(TOP ROW)**
MRI-19-LED
1900K
MRI-27-LED
2700K
MRI-30-LED
3000K
MRI-35-LED
3500K
MRI-40-LED
4000K
MRI-AM-LED
AMBER
MRI-65-LED
BLUE
MRI-RD-LED
RED



**REPLACEMENT LED PCB
(BOTTOM ROW)**
TT-LED-19-B
1900K
TT-LED-27-B
2700K
TT-LED-30-B
3000K
TT-LED-35-B
3500K
TT-LED-40-B
4000K
TT-LED-AM-B
Amber
TT-LED-BL-B
BLUE
TT-LED-RD-B
Red

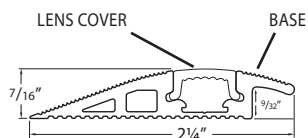


REPLACEMENT STRAND with LED
19, 27, 30, 35, 40, RD, BL, AM
TT-STP-04-STRD-XX-B
Replacement Strand - 4" OC
TT-STP-06-STRD-XX-B
Replacement Strand - 6" OC
TT-STP-09-STRD-XX-B
Replacement Strand - 9" OC
TT-STP-12-STRD-XX-B
Replacement Strand - 12" OC



TT-PH
Power harness with lead wire
& crimp connector

Mounting Accessories



CE WIRE WAY COMBO - BASE & LENS WW-CE-BK-8

Carpet to Edge Base and Cover 8' - Black

WW-CE-GY-8

Carpet to Edge Base and Cover 8' - Gray



CE WIRE WAY BASE ONLY WW-CE-BS-8

Base Only, Carpet To Edge, Black, 8'



CE WIRE WAY LENS ONLY WW-TC-CL-8

Lens Cover Only, Clear, 8'

WW-TC-BK-8

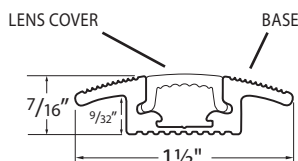
Lens Cover Only, Black, 8'

WW-TC-BZ-8

Lens Cover Only, Bronze, 8'

WW-TC-GY-8

Lens Cover Only, Gray, 8'



CC & CW WIRE WAY COMBO - BASE & LENS WW-CC-BK-8

Carpet to Carpet Base and Cover 8' - Black

WW-CC-GY-8

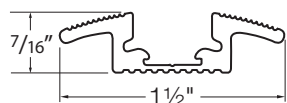
Carpet to Carpet Base and Cover 8' - Gray

WW-CW-BK-8

Carpet to Wall Base and Cover 8' - Black

WW-CW-GY-8

Carpet to Wall Base and Cover 8' - Gray



CC & CW WIRE WAY BASE ONLY WW-CW-BS-8

Base Only, Carpet to Wall, Black, 8'

WW-CC-BS-8

Base Only, Carpet to Carpet, Black, 8'



CC & CW WIRE WAY LENS ONLY WW-TC-CL-8

Lens Cover Only, Clear, 8'

WW-TC-BK-8

Lens Cover Only, Black, 8'

WW-TC-BZ-8

Lens Cover Only, Bronze, 8'

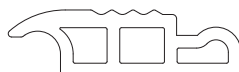
WW-TC-GY-8

Lens Cover Only, Gray, 8'



ST-R-12

Step Reducer, 12'



STP-EXTNDR-12

Bullnose Step Landing Tread Extender, 12'



ADH-MB-75AM-10

Extrusion adhesive, 10.1 oz tubes, sold individually. 30 per case.

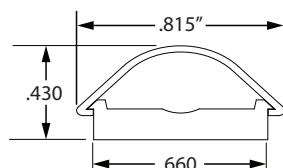
ADH-MB-75AM-29

Extrusion adhesive, 29 oz tubes, sold individually. 12 per case.



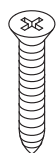
ADH-IA-10.2-CA

End Cap Adhesive, Clear liquid adhesive for end caps. 10.2 oz tubes sold individually. 12 per case.



BS-CC-8

Wall wireway, 8' Black Base & Conduit Cover



TM-3/16

Concrete Screw 3/16" X 1 3/4"



RONDB-5/32

Concrete Drill Bit 5/32"